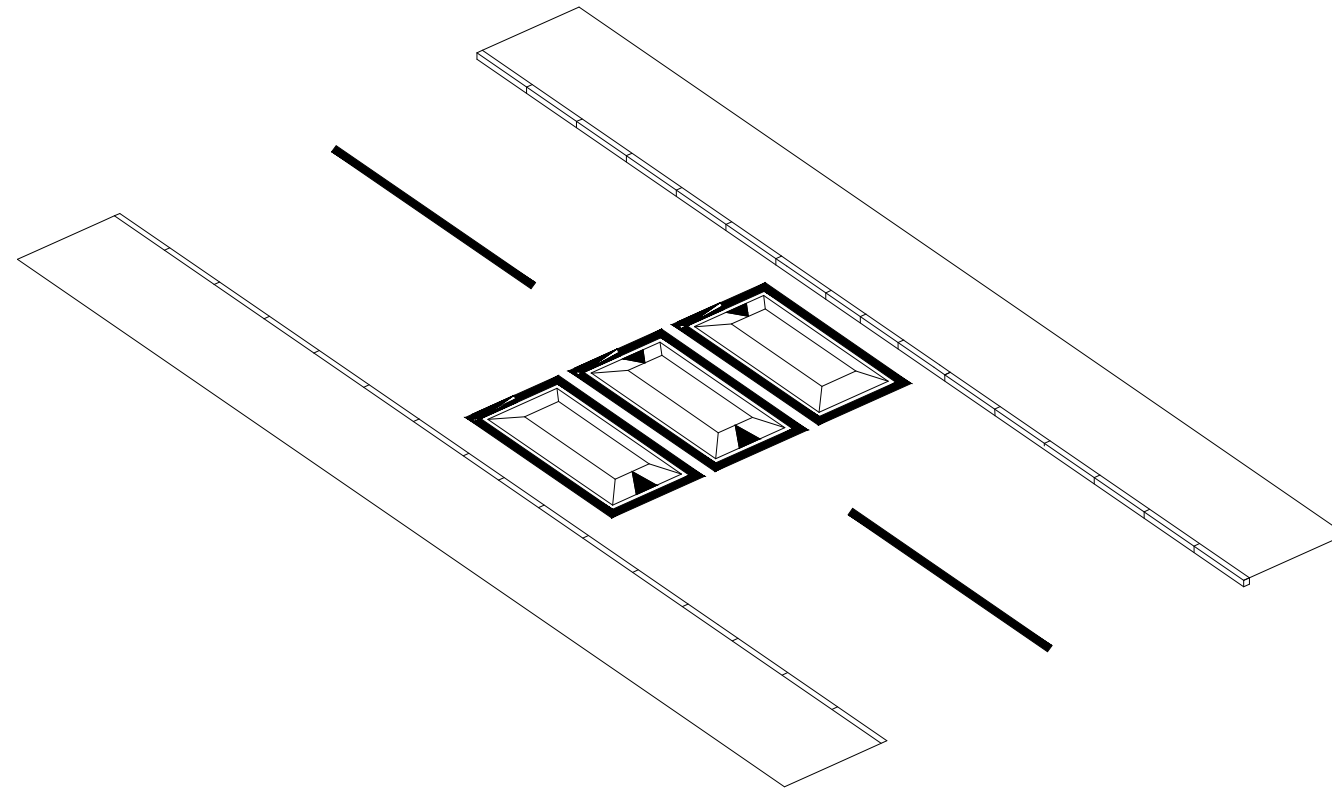


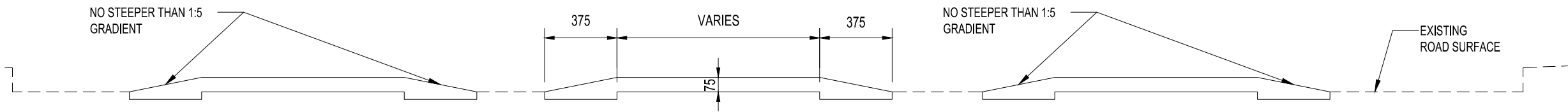
PLAN
(SCALE 1:100)



ISOMETRIC VIEW
(SCALE 1:100)

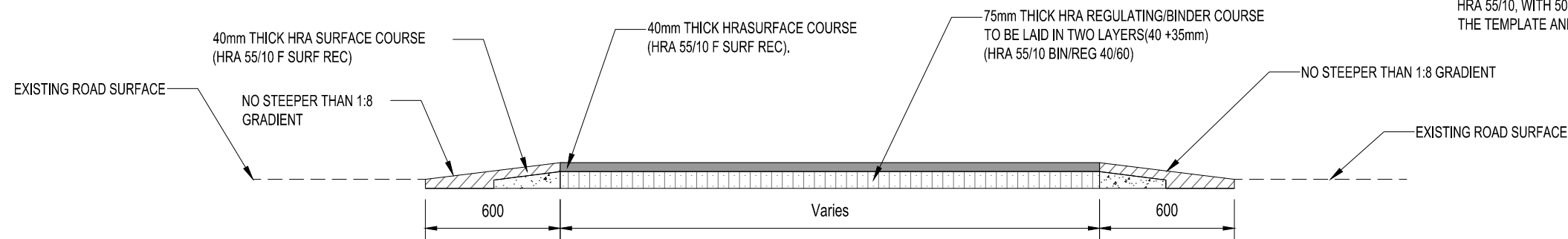
NOTES:

1. ALL DIMENSIONS ARE IN MILLIMETRE.
2. 75mm IS THE STANDARD NOMINAL HEIGHT ON 30 mph ROADS FOR HCC WITH AN OVERALL WIDTH OF 1.8m. WHEN USED ON EMERGENCY VEHICLE OR BUS ROUTES, HUMPS TO BE 65mm HEIGHT WITH AN OVERALL WIDTH OF 1.6m.
3. THE GRADIENT OF RAMPS SHOULD NOT BE GREATER THAN 1 IN 8.
4. THE OVERALL LENGTH OF CUSHIONS COULD BE 2m OR 3m, DEPENDING ON THE ROAD ALIGNMENT AND NATURE OF THE TRAFFIC.
5. HRA, 55 /10 AGGREGATE SIZES WITH 40 / 60 PEN BITUMEN, TO BE USED IN BOTH BASE AND SURFACING LAYERS UNLESS STATED OTHERWISE.
6. A 100mm WHITE LINE RECTANGULAR BORDER TO BE LAID AROUND EACH CUSHION.
7. NUMBER OF SPEED CUSHIONS AT ANY LOCATION WILL DEPEND ON THE WIDTH OF THE CARRIAGEWAY.
8. SPEED CUSHIONS MUST NOT BE CONSTRUCTED WITHIN 25m OF A BRIDGE, CULVERT OR OTHER STRUCTURE.
9. WHITE TRIANGULAR SOLID ROAD MARKINGS TO DIAG.1062 TO BE CENTRED OVER SPEED CUSHION IN THE APPROACH DIRECTION OF THE TRAFFIC.
10. HUMPS TO BE INSTALLED IN ACCORDANCE WITH THE ROAD HUMP CONSTRUCTION PROTOCOL WCS-D-172.
11. ROAD MARKING DETAILS TO BE INSTALLED IN ACCORDANCE WITH APPENDIX 12/3 OF SPECIFICATION OF HIGHWAY WORK.



SECTION A-A
(SCALE 1:25)

NOTES ON CONSTRUCTION:
ALIGNMENT OF THE CUSHIONS SHOULD BE PARALLEL TO THE CENTRELINE OF THE ROAD. THE RECTANGULAR FORMER (THE TEMPLATE) WITH CORRECT HEIGHT (65mm OR 75mm) SHOULD BE USED TO SET OUT THE CUSHIONS. HRA 55/10, WITH 50 PEN BITUMEN TO BE USED TO INFILL THE TEMPLATE AND COMPACTED IN TWO LAYERS.



SECTION B-B
(SCALE 1:25)



COUNTY HALL
Pegs Lane
Hertford, Herts
SG13 8DN
Phone: 01992 555555

Revisions

- A - FEB 20 REVISED DETAIL
B -
C -

Drawing Title

SPEED CUSHIONS

Dwg No: HST/1100/048	
Scale at A3: AS SHOWN	
Drawn YS	Approved HH
Checked KK	Revised A
Date JULY 11	Date FEB 20