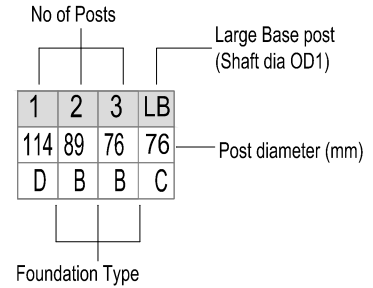
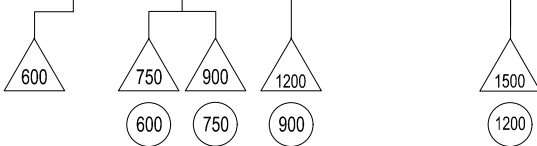


Area of Sign (s) m<sup>2</sup>

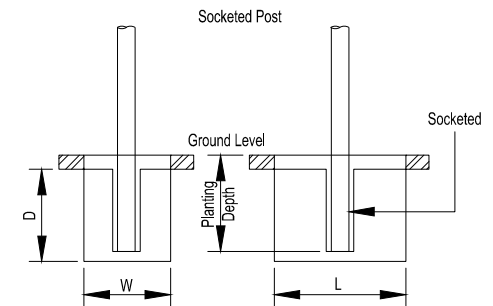
Hc (m)	Up to 0.25		0.26 - 0.5		0.51 - 0.75		0.76 - 1.0		1.01 - 1.25		1.26 - 1.50		1.51 - 1.75		1.76 - 2.0		2.01 - 2.25		2.26 - 2.5		2.51 - 2.75		2.76 - 3.0																					
	1	2	3	LB	1	2	3	LB	1	2	3	LB	1	2	3	LB	1	2	3	LB	1	2	3	LB	1	2	3	LB	1	2	3	LB	1	2	3	LB	1	2	3	LB				
2.75	60	-	-	76	76	60	-	76	89	76	-	76	114	76	-	89	114	89	-	89	114	89	-	114	140	114	-	114	140	114	89	114	140	114	89	114	140	114	114	140	140	114	114	140
2.51 - 2.75	A	-	-	A	B	A	-	B	C	B	-	C	C	B	-	C	D	C	-	D	D	C	-	D	E	C	C	E	E	C	C	E	E	C	C	E	F	D	C	D				
2.26 - 2.5	60	-	-	76	76	60	-	76	89	60	-	76	114	76	-	89	114	76	-	89	114	89	-	114	140	114	-	114	140	114	89	114	140	114	89	114	140	114	89	114	140	114	114	140
2.01 - 2.25	A	-	-	A	A	A	-	A	C	A	-	C	C	B	-	C	C	B	-	C	D	C	-	D	D	C	-	D	E	C	C	E	E	C	C	E	E	C	C	E	E	D	C	C
1.76 - 2.0	60	-	-	76	76	60	-	76	89	76	-	76	114	76	-	89	114	76	-	89	114	89	-	114	140	114	-	114	140	114	89	114	140	114	89	114	140	114	89	114	140	114	114	140
1.51 - 1.75	A	-	-	A	A	A	-	A	B	A	-	B	C	A	-	C	C	B	-	C	C	B	-	C	D	C	-	D	D	C	B	D	D	C	B	D	E	C	C	E	E	C	C	E
1.26 - 1.50	60	-	-	76	76	60	-	76	89	60	-	76	114	76	-	89	114	76	-	89	114	76	-	89	140	114	-	114	140	114	89	114	140	114	89	114	140	114	89	114	140	114	114	140
1.01 - 1.25	A	-	-	A	A	A	-	A	B	A	-	B	C	A	-	C	C	B	-	C	C	B	-	C	D	C	-	D	D	C	B	D	D	C	B	D	E	C	C	E	E	C	C	E



Post sockets are to be 25mm to 70mm greater diameter than the proposed post and the void filled with 3mm grit or kiln dried sharp sand up to 100mm from the top of the socket. The top 100mm is to be filled with rapid set cement mortar. Sockets may be fabricated from PVC, MDPE, concrete or earthenware

FOUNDAT'N TYPE	A	B	C	D	E	F	G	H	I
LENGTH L (mm)	450	700	800	1000	900	1300	1200	1800	1800
WIDTH W (mm)	450	500	500	500	500	500	600	600	600
DEPTH D (mm)	600	600	700	800	900	900	1000	1000	1200

ALL DIMENSIONS ARE MINIMUM REQUIREMENT, THUS LENGTH OF FOUNDATION CAN BE INCREASED TO SUIT MORE THAN ONE POSTS ARRANGEMENT



Notes

A	Various drawing revisions	AS	RC	DOK	06/21	
		Dwn	Chk	App	Date	
		Scales				
		NTS				
		Description				

IWP No.	N/A			
CAD	Drawn	Checked	Approved	
Initials	JLE	JLE	SLR	ADS
Date	07/11	07/11	07/11	07/11
Sht No.	1 OF 1			

Drg. No.	HST-1200-0004		Rev.	A
Project Title	HCC STANDARD DETAIL DRAWINGS			
Drawing Title	POST & FOUNDATION SIZES FOR SIGN UP TO 3m <sup>2</sup> (PART 1)			

 COUNTY HALL  
Pegs Lane  
Hertford, Herts  
SG13 8DN  
Phone: 01992 555555