


Type 1



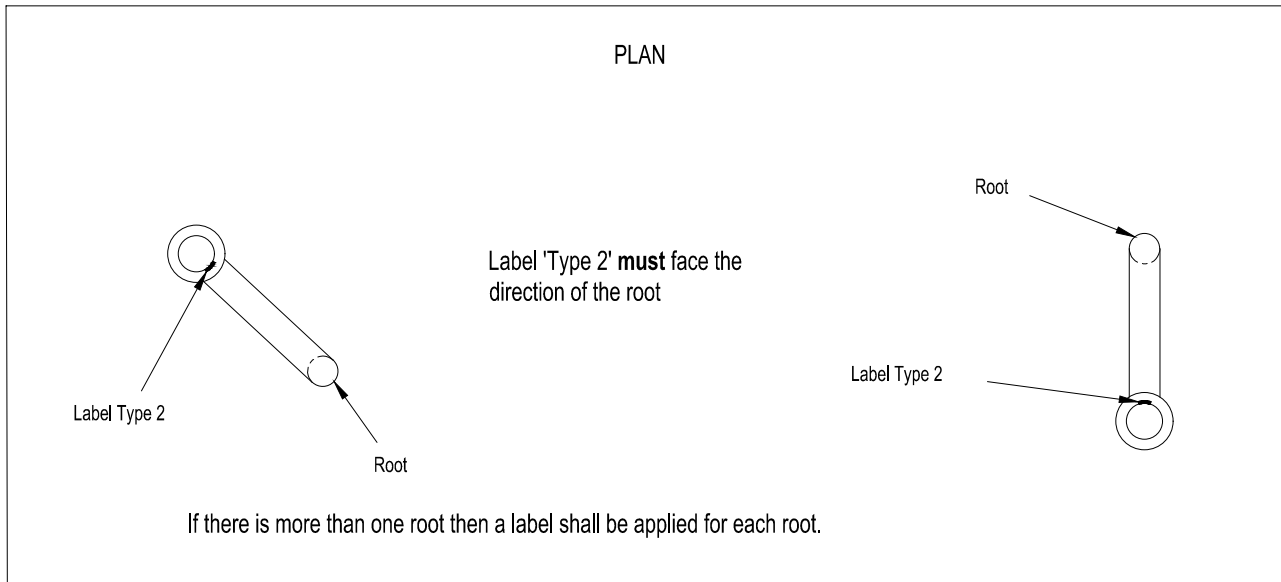
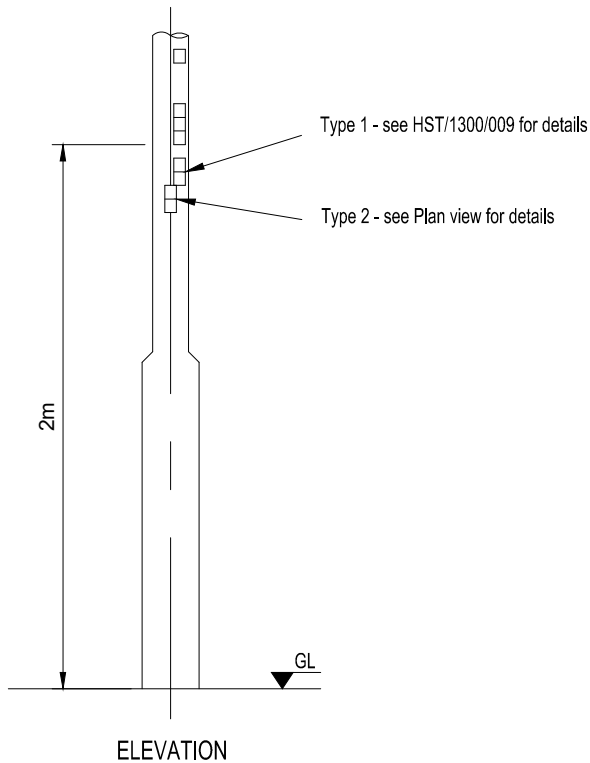
Type 2



Placed in location as shown below Label showing length of root in meters

NOTES:

1. All dimensions in millimetres unless otherwise stated
2. All columns/signs mounted in a central reserve shall be numbered as detail type a, locations to be as per drawing no. HST/1300/009.
3. All colums/signs mounted on the verge shall be numbered as detail type b, locations to be as per drawing no. HST/1300/009.
4. Label must be ARIEL 201 STYLE 75mm High x 55mm wide, black letters on white reflective (RA1) background with cr/sr after numbers to identify cranked/ special root as per drawing HST - 1300 - 008



Notes

A	Various drawing revisions	AS	RC	DOK	06/21
	Description	Dwn	Chk	App	Date

IWP No.	N/A			
CAD	Drawn	Checked	Approved	
Initials	PB	PB	ADS	PW
Date	04/10	04/10	04/10	04/10
Sht No.	1 OF 1			
Scales	NTS			

Drg. No.	HST-1300-007		Rev.	A
Project Title				
HCC STANDARD DETAIL DRAWINGS				
Drawing Title				
NUMBERING FORMAT FOR SPECIAL / CRANKED ROOT				

COUNTY HALL  
Pegs Lane  
Hertford, Herts  
SG13 8DN  
Phone: 01992 555555