





DNO COLUMN DETAIL



HCC COLUMN DETAIL



NOTES:

1. All dimensions in millimetres unless otherwise stated.
2. All columns/ signs should be numbered in accordance with DNO/HCC column detail shown adjacent.
3. All column/ signs mounted in the verge shall be numbered as shown adjacent. Locations to be as drawing number HST-1300-009.
4. Bollards only require asset I.D. number. Numbers shall be on rear of bollard shell - must not be on sign face. "U" suffix represents non illuminated sign or bollard.
5. HCC labels to be supplied with arrows denoting to where the sign is fed from.
6. Check with engineer for specific unit numbers.
7. QR codes not to be installed on street lighting and electrical equipment in the centre of roads.
8. Numbers, letters and QR code labels must be ARIEL 201 style 75mm high x 55mm wide, black letters on white reflective (RA1) background with CR/SR after numbers to identify cranked/ special root.
9. DNO, HCC and arrow sign labels must be ARIEL 201 style 75mm high x 55mm wide, black letters on white reflective (RA1) background with CR/SR after numbers to identify cranked/ special root
10. Arrow to be pointed in the direction of the isolation point.

Notes						
A	Various drawing revisions	AS	RC	DOK	05/21	
	Description	Dwn	Chk	App	Date	

IWP No.		Drg. No.		Rev.	
		HST-1300-008		A	
CAD		Drawn		Checked	
Approved		Initials		Date	
PB		PB		ADS	
04/10		04/10		04/10	
Sht No.		1 OF 1		Drawing Title	
Scales		NTS		Project Title	
				HCC STANDARD DETAIL DRAWINGS	
				Drawing Title	
				NUMBERING FORMAT DETAILS	

Project Title		HCC STANDARD DETAIL DRAWINGS	
Drawing Title		NUMBERING FORMAT DETAILS	

COUNTY HALL
Pegs Lane
Hertford, Herts
SG13 8DN
Phone: 01992 555555